

Lesson 2: Saying Goodbye in English – Worksheet

Part 1: Match the Goodbye with the Response

Match the farewells in Column A with the correct responses in Column B.

Column A (Farewell) Column B (Response)

Goodbye!	A) See you soon!
See you later!	B) Have a great evening!
Take care!	C) Bye!
Good night!	D) You too!
Have a nice day!	E) Good night!


Part 2: Fill in the Blanks




Complete the sentences with the correct farewell.

1. It's getting late. _____, everyone!
 2. I had a great time today. _____, see you tomorrow!
 3. Take care and _____!
 4. Thanks for your help! _____, see you next week!
 5. I have to go now. _____!
-

Part 3: Choose the Correct Goodbye

Circle the correct farewell for each situation.

1. You are leaving a formal meeting at work.
 - ☐ a) See ya!
 - ☒ b) Goodbye! 
 - ☐ c) Catch you later!
2. You're saying goodbye to a close friend.

- a) Farewell!
 - b) Bye! 
 - c) Good evening!
3. You're leaving a party and will see the people again soon.
- a) See you later! 
 - b) Have a nice trip!
 - c) Good night!
4. You are leaving a store after buying something.
- a) Have a nice day! 
 - b) Take care!
 - c) See you tomorrow!
-

Part 4: Speaking Practice

1. Practice saying different goodbyes with a partner.
 2. Role-play different scenarios where you say goodbye.
 3. Record yourself saying 3 different goodbyes and listen back to check pronunciation.
-

Part 5: Writing Practice

Write a short conversation where two people say goodbye in different ways. Be sure to use at least 3 different farewells.

 Great job! Keep practicing, and soon saying goodbye in English will feel natural! 