

Lesson 1: Greetings in English – Worksheet

Part 1: Match the Greeting with the Response

Match the greetings in Column A with the correct responses in Column B.

Column A (Greeting) Column B (Response)

| | |
|-------------------|----------------------------------|
| Hello! | A) Hi! |
| Good morning! | B) Good morning! |
| How are you? | C) I'm fine, thank you. And you? |
| What's up? | D) Not much. How about you? |
| Nice to meet you! | E) Nice to meet you, too! |


Part 2: Fill in the Blanks




Complete the sentences with the correct greeting.

1. _____! It's nice to see you again.
 2. _____! How have you been?
 3. _____! My name is Sarah, what's yours?
 4. _____, Mr. Smith! I hope you have a great day.
 5. _____! Not much, how about you?
-

Part 3: Choose the Correct Greeting

Circle the correct greeting for each situation.

1. You see your teacher in the morning.
 - ☐ a) Good morning! 
 - ☐ b) What's up?
 - ☐ c) See you later!
2. You meet someone new for the first time.

- a) See you later!
 - b) Nice to meet you! 
 - c) Good night!
 - 3. You greet your best friend after school.
 - a) Hello!
 - b) Hi! 
 - c) Good evening!
 - 4. You are in a formal setting, meeting a new colleague.
 - a) Good morning! 
 - b) Hey, what's up?
 - c) Later!
-

Part 4: Speaking Practice

1. Practice saying different greetings with a partner.
 2. Role-play a conversation where you greet someone for the first time.
 3. Record yourself saying different greetings and listen back to check pronunciation.
-

Part 5: Writing Practice

Write a short conversation where two people greet each other in different ways. Be sure to use at least 3 different greetings.

 Great job! Keep practicing, and soon greeting people in English will feel natural! 😊